

## Chapter 2 — Student Reading

### ***Atoms and molecules are in motion***

We warm things up and cool things down all the time, but we usually don't think much about what's really happening. If you put a room-temperature metal spoon into a hot liquid like soup or hot chocolate, the metal gets hotter. But what actually has to happen for the hot liquid to make the metal hotter?

By now you know that substances are made of atoms and molecules. These atoms and molecules are always in motion. You also know that when atoms and molecules are heated, they move faster and when they are cooled, they move slower. But how do the atoms and molecules actually become heated and cooled? In our example of heating a metal spoon in a hot liquid, what is the process that transfers energy from the water to the spoon?

### ***Moving atoms and molecules have energy***

To answer this question, you really have to think about the moving atoms and molecules as having *energy*. Anything that has mass and is moving, like a train, a moving ball, or an atom has a certain amount of energy. The energy of a moving object is called ***kinetic energy***. If the speed of the object increases, its kinetic energy increases. If the speed of the object decreases, its kinetic energy decreases. So if the atoms or molecules of a substance are moving fast, they have more kinetic energy than when they are moving more slowly.



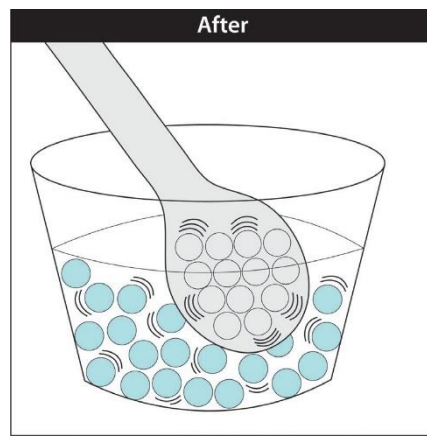
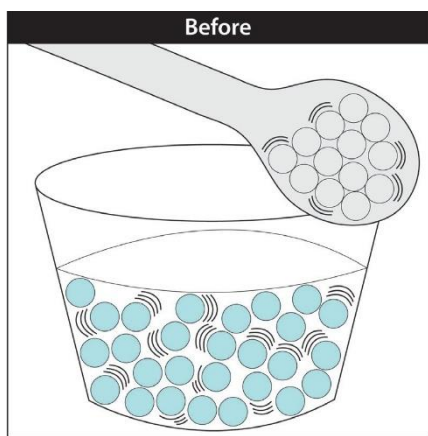
PHOTOS.COM



PHOTOS.COM

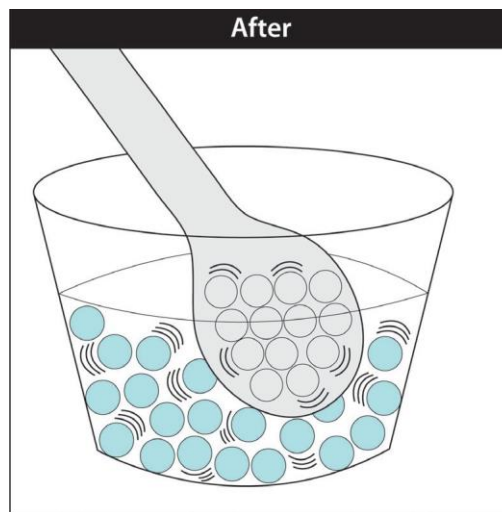
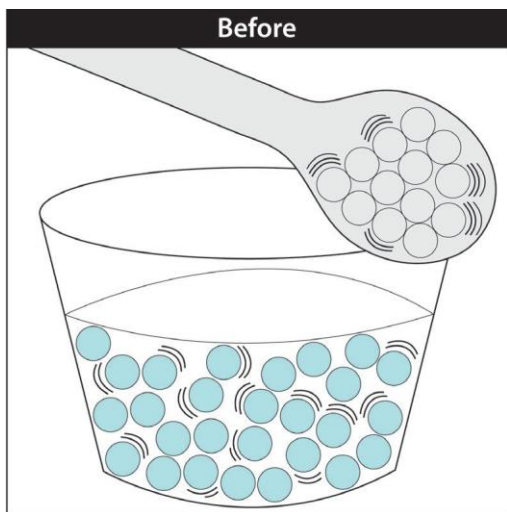
### ***Energy can be transferred to make things warmer***

In our example of a spoon in hot liquid, the molecules of hot liquid are moving quickly so they have a lot of kinetic energy. When the room-temperature spoon is placed in the liquid, the fast-moving molecules in the liquid contact the slower-moving atoms in the spoon. The fast-moving molecules hit the slower-moving atoms and speed them up. In this way, the fast-moving molecules transfer some of their kinetic energy to the slower atoms so that these slower atoms now have more kinetic energy. This process of transferring energy by direct contact is called ***conduction***.



### ***Energy can be transferred to make things cooler***

Cooling things by conduction works the same way as warming but you just look at the substance *losing* energy instead of the substance *gaining* energy. This time let's say that you take a hot metal spoon and put it in room-temperature water. The faster-moving atoms in the spoon contact the slower-moving molecules in the water. The atoms in the spoon transfer some of their energy to the molecules in the water. The spoon will get cooler, and the water will get a little warmer.



Another example is cans of room-temperature soda pop placed in a cooler filled with ice. Kinetic energy is transferred from the warmer metal can to the cooler ice. This makes the can colder.

Energy is then transferred from the warmer soda to the colder can. This transfer of energy from the soda results in slower motion of the molecules of the soda, which can be measured as a lower temperature and colder soda.

So, the way to cool something is for its energy to be transferred to something colder.

This is a rule about conduction: Energy can only be transferred from something at a higher temperature to something at a lower temperature. You can't cool something by adding "coldness" to it. You can only make something colder by allowing its energy to be transferred to something even colder.

This brings up the question of what exactly is "temperature". Temperature is related to the kinetic energy of the moving atoms or molecules of a substance. Temperature is a measure of the *average* kinetic energy of the atoms or molecules of a substance. By taking the temperature of something, you are actually getting information about the kinetic energy of its atoms and molecules, but not the kinetic energy of any particular one.

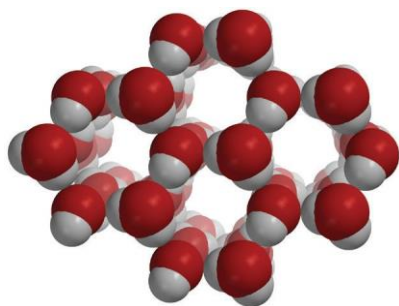
There are more than a billion trillion atoms or molecules in even a small sample of a substance. They are constantly moving and bumping into each other and transferring little amounts of energy between each other. So at any time, the atoms and molecules don't all have the same kinetic energy. Some are moving faster and some are moving slower than others but most are about the same. So when you measure the temperature of something, you are actually measuring the average kinetic energy of its atoms or molecules.

If temperature is the average kinetic energy of atoms and molecules, then what is "heat"? The word "heat" has a specific meaning in science even though we use the word all the time to mean different things in our daily life. The scientific meaning of heat has to do with energy that is being transferred. Heat is the energy that is transferred from a substance at a higher temperature to a substance at a lower temperature. During conduction, the energy transferred from faster-moving atoms to slower-moving atoms is heat.

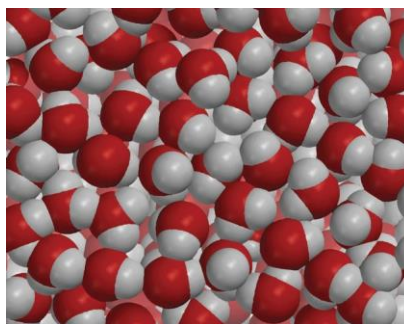
## ***Changing State***

### ***Changing from a solid to a liquid—Melting***

In solids, the atoms or molecules that make up the substance have strong attractions to each other and stay in fixed positions. These properties give solids their definite shape and volume.



**Ice**



**Liquid Water**

When a solid is heated, the motion of the particles (atoms or molecules) increases. The atoms or molecules are still attracted to each other, but their extra movement begins to compete with their attractions. If enough energy is added, the motion of the particles begins to overcome the attractions and the particles move more freely. They begin to slide past each other as the substance begins to change state from a solid to a liquid. This process is called *melting*.

The particles of the liquid are only slightly further apart than in the solid. (Water is the exception because the molecules in liquid water are actually closer together than they are in ice). The particles of the liquid have more kinetic energy than they did as a solid but their attractions are still able to hold them together enough so that they retain their liquid state and do not become a gas.

### ***Different solids melt at different temperatures***

The temperature at which a substance begins to melt is called the *melting point*. It makes sense that different substances have different melting points. Since the atoms or molecules that substances are made of have a different amount of attraction for each other, a different amount of energy is required to make them change from a solid to a liquid. A good example is the melting point of salt and sugar. The melting point of sugar is 186 °C. The melting point for regular table salt is 801 °C. Metals like iron and lead also have different melting points. Lead melts at 327 °C and iron melts at 1,538 °C.



Some solids, like glass do not have a precise melting point but begin to melt over a range of temperatures. This is because the molecules that make up glass are not arranged in as orderly a way as those in crystals like salt or sugar or metals like iron. Depending on the type of glass, the melting point is usually between 1,200–1,600 °C.

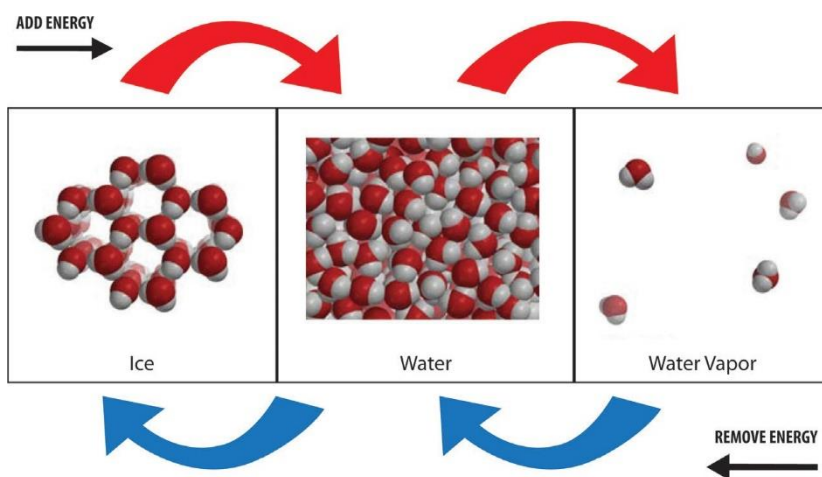
### ***Changing from a solid to a gas—Sublimation***

Some substances can change directly from a solid to a gas. This process is called *sublimation*. One of the more popular examples of sublimation is dry ice which is frozen carbon dioxide (CO<sub>2</sub>). To make dry ice, carbon dioxide gas is placed under high pressure and made very cold (about -78.5 °C). When a piece of dry ice is at room temperature and normal pressure, the molecules of CO<sub>2</sub> move faster and break away from each other and go directly into the air as a gas. Regular ice cubes in the freezer will also sublimate but much more slowly than dry ice.

## ***Changing from a liquid to a gas—Evaporation***

You see evidence of evaporation all the time. Evaporation causes wet clothes to dry and the water in puddles to “disappear”. But the water doesn’t actually disappear. It changes state from a liquid to a gas.

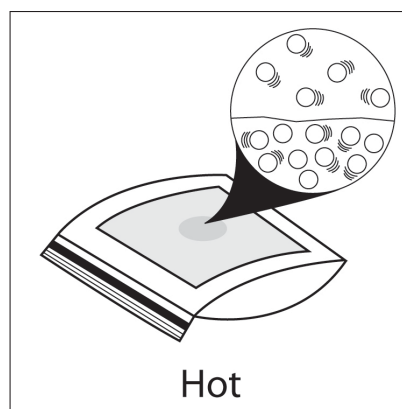

The molecules in a liquid evaporate when they have enough energy to overcome the attractions of the molecules around them. The molecules of a liquid are moving and bumping into each other all the time, transferring energy between one another. Some molecules will have more energy than others. If their motion is energetic enough, these molecules can completely overcome the attractions of the molecules around them. When this happens, the molecules go into the air as a gas. This process is called **evaporation**.



## ***Heating increases the rate of evaporation***

You’ve probably noticed that higher temperatures seem to make evaporation happen faster. Wet clothes and puddles seem to dry more quickly when they are heated by the sun or in some other way.

You can test whether heat affects the rate of evaporation by placing a drop of water on two paper towels. If one paper is heated and the other remains at room temperature, the water that is heated will evaporate faster.



When a liquid is heated, the motion of its molecules increases. The number of molecules that are moving fast enough to overcome the attractions of other molecules increases. Therefore, when water is heated, more molecules can break away from the liquid and the rate of evaporation increases.

### ***Different liquids have different rates of evaporation***

It makes sense that different liquids have different rates of evaporation. Different liquids are made of different molecules. These molecules have their own characteristic strength of attraction to one another. These molecules require a different amount of energy to increase their motion enough to overcome the attractions to change from a liquid to a gas.

### ***Liquids will evaporate over a wide range of temperatures***

Even at room temperature, or lower, liquids will evaporate. You can test this by wetting a paper towel and hanging it up indoors at room temperature. Evaporation at room temperature might seem strange since the molecules of a liquid need to have a certain amount of energy to evaporate. Where do they get the energy if the liquid is not warmed? But remember that the temperature of a substance is the *average* kinetic energy of its atoms or molecules. Even cold water, for instance, has a small percentage of molecules with much more kinetic energy than the others. With all the random bumping of a billion trillion molecules, there are always a few molecules which gain enough energy to evaporate. The *rate* of evaporation will be slow, but it will happen.

### ***Changing from a gas to a liquid—Condensation***

If you have seen water form on the outside of a cold cup, you have seen an example of condensation. Water molecules from the air contact the cold cup and transfer some of their energy to the cup. These molecules slow down enough that their attractions can overcome their motion and hold them together as a liquid. This process is called *condensation*.



### ***Cooling increases the rate of condensation***

You can test to see if cooling water vapor increases the rate of condensation by making two similar samples of water vapor and cooling one more than the other. In the illustration, two samples of water vapor are trapped inside the cups. Ice is placed on one top cup, but not the other.

In a few minutes, there are water drops on the inside top of both cups but more water can be seen on the inside of the top cup with the ice. This shows that cooling water vapor



increases the rate of condensation. When a gas is cooled, the motion of its molecules decreases. The number of molecules moving slow enough for their attractions to hold them together increases. More molecules join together to form a liquid making the rate of condensation greater.

### ***The amount of water vapor in the air affects the rate of condensation***

Temperature isn't the only factor that affects the rate of condensation. At a given temperature, the more water molecules in the air, the greater the rate of condensation. If there are more molecules, a greater number of molecules will be moving at different speeds and more will be moving slowly enough to condense.

### ***Different gases condense at different temperatures***

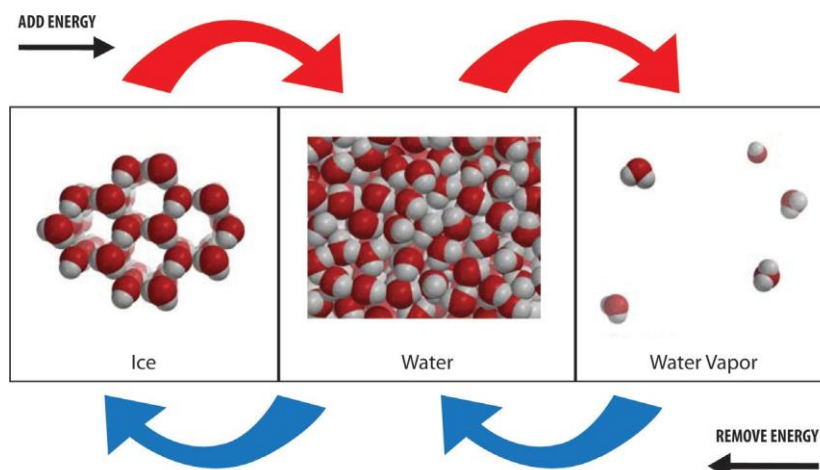
Each gas is made up of its own molecules which are attracted to each other a certain amount. Each gas needs to be cooled to a certain temperature for the molecules to slow down enough so that the attractions can hold them together as a liquid.

### ***Changing from liquid to solid—Freezing***

If a liquid is cooled enough, the molecules slow down to such an extent that their attractions begin to overcome their motion. The attractions between the molecules cause them to arrange themselves in more fixed and orderly positions to become a solid. This process is called **freezing**.

### ***Water molecules move further apart as water freezes***

The freezing of water is very unusual because water molecules move farther apart as they arrange themselves into the structure of ice as water freezes. The molecules of just about every other liquid move closer together when they freeze.



### ***Different liquids have different freezing points***

It makes sense that different liquids have different freezing points. Each liquid is made up of different molecules. The molecules of different liquids are attracted to each other by different amounts. These molecules must slow down to different extents before their attractions can take hold and organize themselves into fixed positions as a solid.

### ***Changing from a gas to a solid—Deposition***


With the right concentration of gas molecules and temperature, a gas can change directly to a solid without going through the liquid phase. This process is called **deposition**. It is the opposite of sublimation. One of the most common examples of deposition is the formation of frost. When there is the right combination of water vapor in the air and temperature, the water can change directly to frost without first condensing to liquid water.



### ***Evaporation, condensation, and the weather***

#### ***Clouds***

Clouds form when liquid water evaporates to become water vapor and moves up into the sky in upward-moving air. Air at higher altitudes is usually cooler than air near the ground. So as the water vapor rises, it cools and condenses, forming tiny drops of water. These droplets are suspended in the air as clouds. Clouds at higher altitudes where the air is even colder also contain ice crystals. Clouds at very high levels are composed mostly of ice crystals.



#### ***Rain***

Rain begins as tiny droplets of water suspended in the air as clouds. These droplets are so small that they don't fall yet to the ground as rain. They are similar to the tiny droplets in fog or mist. But when these droplets collect and join together, they become bigger and heavier drops. Eventually the drops become so heavy that they fall to the ground as rain.





## ***Snow***

Like rain, snow begins with condensing water vapor that forms clouds. However, when it's cold enough, water vapor not only condenses but also freezes, forming tiny ice crystals. More and more water vapor condenses and freezes on these seed crystals, forming the beautiful ice crystals with six-sided symmetry that we know as snowflakes.



## ***Hail***

Hail forms when a small drop of water freezes, falls, and then gets pushed back up into a cloud. More water droplets collect and freeze on this ice crystal, which makes it heavier, and it begins to fall again. The violent air in a thundercloud (cumulonimbus cloud) repeatedly bounces the ice crystal upward. Each time it gets another coating of freezing water. Finally, the ice crystal is so heavy that it falls all the way down to the ground as hail.

## ***Dew***

Dew is produced when moist air close to the ground cools enough to condense to form liquid water. Dew is different than rain because dew doesn't fall onto the ground in drops. It slowly accumulates to form drops on objects near the ground. Dew often forms on blades of grass and leaves and can make beautiful designs on spider webs.



## ***Frost***

If the temperature of surfaces on the ground is low enough, water vapor in the air can change directly to solid frost without first condensing to a liquid. This process of changing directly from a gas to a solid is called ***deposition***.



## ***Fog***

Usually, the air near the ground is warmer than the air above it, but the conditions that cause fog are just the reverse. Fog forms when warm, moist air passes over cold ground or snow. As the water vapor in the air cools, it condenses, forming very tiny drops of water suspended in the air which we call “fog”. Fog is very much like a cloud, but closer to the ground.



## ***Mist on a Pond***

Water evaporates even when the air is cold. To form mist, the water in a pond, pool, or hot tub must be warmer than the air above it and the air must be cold enough to cause the water vapor to condense as it rises. The mist seems to disappear as the water droplets evaporate to become water vapor again.

